

[How to sign up for auto-pay online through SmartHub](#)

You can get to the SmartHub login page either by going to People's Energy Cooperative's website and following the links (steps 1-5 below) or you can go directly to the SmartHub login at <https://peoplesrec.smarthub.coop/Login.html#login>.

1. Go to People's Energy Cooperative's website at <https://peoplesenergy.coop/>
2. Log into your SmartHub account by clicking the SmartHub icon located towards the middle of the page. Don't have an account? Click on the Register now link and complete the sign-up process.

Toll Free: (800) 214-2694 | Pay by Phone: (855) 730-8709 | Search...

Pay Your Bill | Power Outages | Contact Us

People's Energy Cooperative
Your Touchstone Energy® Cooperative

Community | Cooperative Information | Electric Service | Member Center | Renewable Energy & Electric Vehicles

THIS WINTER, YOU DON'T HAVE TO CHOOSE

The Energy Assistance Program (EAP) is a federally funded program through the U.S. Department of Health and Human Services, which helps low-income renters and homeowners pay for home heating costs and furnace repairs.

Start, Stop, or Transfer | Account Forms | Rebates | Energy Management | **Manage Your Account**

**** Note:** If you need to create an account for the first time, you will need your account number. Here is an example of the new user registration page.

Billing Account Number *
Only numbers are allowed.

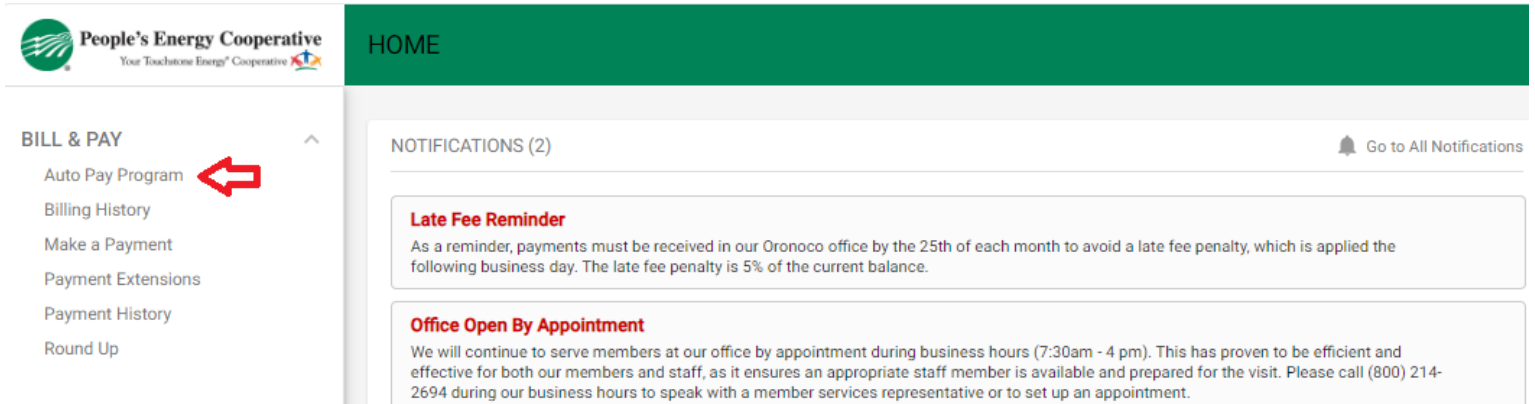
Last Name or Business Name *

Email *

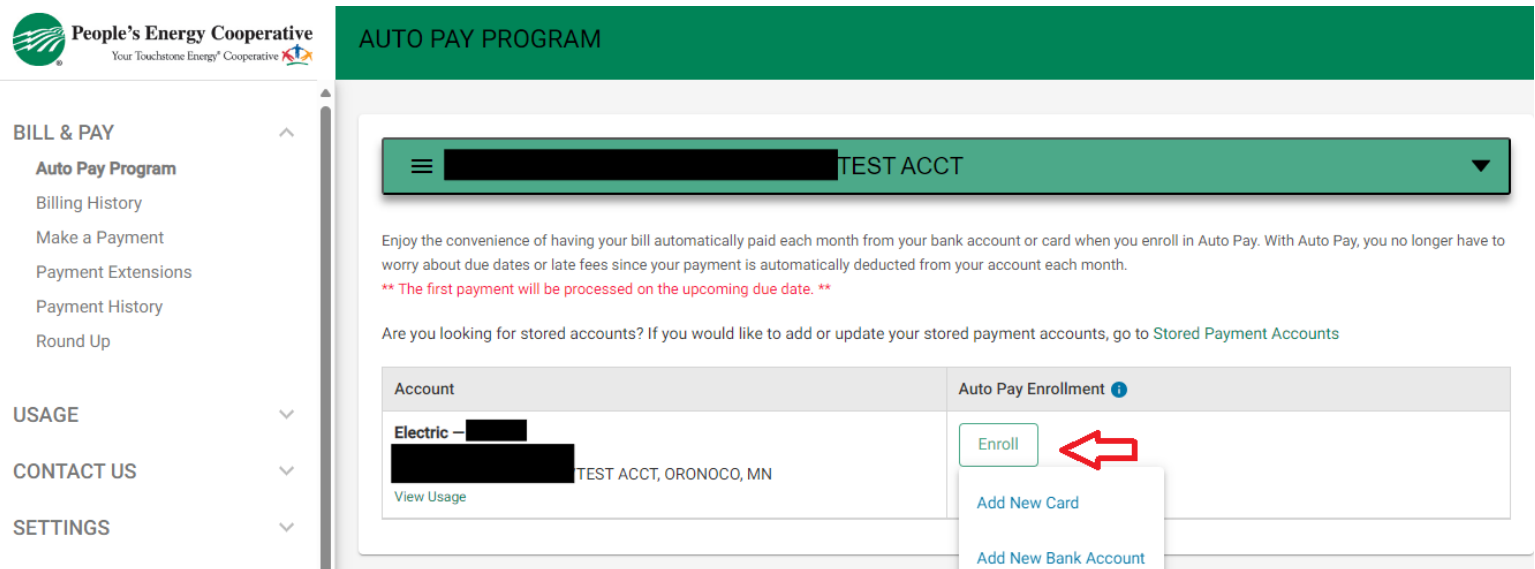
Confirm Email *

Cancel
Continue

3. In the 'Bill & Pay' dropdown, choose Auto Pay Program.



4. Click on 'Enroll' and choose type of payment method you wish to use.



5. A fillable form will pop up to enter your credit card or banking information. Complete in full, read the authorization terms and submit the form, by clicking on continue.

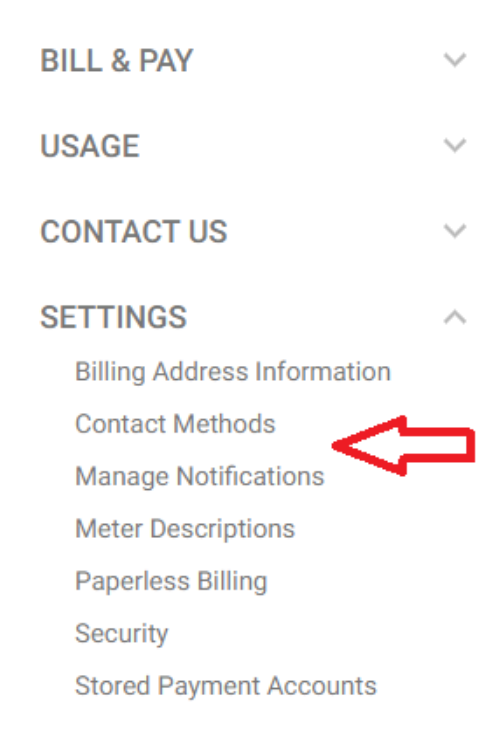
If you have any questions, please contact the Cooperative at 800-214-2694.

Additional Option:

Managing Notifications:

In addition to managing auto-pay, you can also setup your account so that you can receive notifications (via email or text) when your bill is available, a payment has been processed through auto-pay, and several other options.

1. From the SmartHub home page click on 'Settings' and choose 'manage notifications' in the dropdown. You will need to make sure your contact information is up to date in the 'contact methods' dropdown.



Click on the billing dropdown to see the options you can choose.